


John Guest Push-in Fittings




3/8SCV	JG 3/8" Check Valve	
--------	---------------------	--



PI-010621-S	3/16" x 1/8" Male Connector	
PI-010821-S	1/4" x 1/8" Male Connector	
PI-010822-S	1/4" x 1/4" Male Connector	
PI-010823-S	1/4" x 3/8" Male Connector	
PI-011221-S	3/8" x 1/8" Male Connector	
PI-011222-S	3/8" x 1/4" Male Connector	
PI-011223-S	3/8" x 3/8" Male Connector	
PI-011224-S	3/8" x 1/2" Male Connector	
PI-011623-S	1/2" x 3/8" Male Connector	
PI-011624-S	1/2" x 1/2" Male Connector	




PI-0208-S	1/4" Union Tee	
PI-0212-S	3/8" Union Tee	
PI-0216-S	1/2" Union Tee	
PM-0208-S	5/16" Union Tee	



PI-0306-S	3/16" Union Elbow	
PI-0308-S	1/4" Union Elbow	
PI-0312-S	3/8" Union Elbow	
PI-0316-S	1/2" Union Elbow	



PI-250806-S	1/4" x 3/16" Tube to Hose Stem	
PI-250808-S	1/4" x 1/4" Tube to Hose Stem	
PI-251006-S	5/16" x 3/16" Tube to Hose Stem	
PI-251012-S	5/16" x 3/8" Tube to Hose Stem	
PI-251208-S	3/8" x 1/4" Tube to Hose Stem	
PI-251210-S	3/8" x 5/16" Tube to Hose Stem	
PI-251212-S	3/8" x 3/8" Tube to Hose Stem	
PI-251216-S	3/8" x 1/2" Tube to Hose Stem	
PI-251612-S	1/2" x 3/8" Tube to Hose Stem	
PI-251616-S	1/2" x 1/2" Tube to Hose Stem	




PI-061206-S	3/8" x 3/16" Reducer	
PI-061208-S	3/8" x 1/4" Reducer	
PI-061612-S	1/2" x 3/8" Reducer	



MI-4508F4-S	1/4" x 1/4" Brass Female Connector	
MI-4512F4-S	3/8" x 1/4" Brass Female Connector	


John Guest Push-in Fittings




PM-0108C5-S	5/16" x 1/2" Male Flare Connector	
PI-0108F4-S	1/4" x 1/4" Male Flare Connector	
PI-0112F4-S	3/8" x 1/4" Male Flare Connector	
PI-0112F6-S	3/8" x 3/8" Male Flare Connector	
PI-0112F8-S	3/8" x 1/2" Male Flare Connector	



PI-0306-S	3/16" Union Elbow	
PI-0308-S	1/4" Union Elbow	
PI-0312-S	3/8" Union Elbow	
PI-0316-S	1/2" Union Elbow	
PM-0304-S	5/32" Union Elbow	



PI-200806-S	1/4" x 3/16" Reducing Union	
PI-201008-S	5/16" x 1/4" Reducing Union	
PI-201208-S	3/8" x 1/4" Reducing Union	
PI-201210-S	3/8" x 5/16" Reducing Union	
PI-201612-S	1/2" x 3/8" Reducing Union	



PI-0406-S	3/16" Union Connector	
PI-0408-S	1/4" Union Connector	
PI-0412-S	3/8" Union Connector	
PI-0416-S	1/2" Union Connector	
PM-0408-S	5/16" Union Connector	



PI-090822-S	1/4" x 1/4" Swivel Elbow	
PI-091222-S	3/8" x 1/4" Swivel Elbow	
PI-091223-S	3/8" x 3/8" Swivel Elbow	



PI-050821-S	1/4" x 1/8" Stem Adapter	
PI-050822-S	1/4" x 1/4" Stem Adapter	
PI-051222-S	3/8" x 1/4" Stem Adapter	
PI-051223-S	3/8" x 3/8" Stem Adapter	
PI-051623-S	1/2" x 3/8" Stem Adapter	
PI-051624-S	1/2" x 1/2" Stem Adapter	



PI-480821-S	1/4" x 1/8" Fixed Elbow	
PI-480823-S	1/4" x 3/8" Fixed Elbow	
PI-481222-S	3/8" x 1/4" Fixed Elbow	
PI-481223-S	3/8" x 3/8" Fixed Elbow	




PI-211008-S	5/16" x 1/4" Reducing Elbow	
PI-211208-S	3/8" x 1/4" Reducing Elbow	
PI-211210-S	3/8" x 5/16" Reducing Elbow	
PI-211612-S	1/2" x 3/8" Reducing Elbow	


John Guest Push-in Fittings




PI-480821-S	1/4" x 1/8" Fixed Elbow	
PI-480823-S	1/4" x 3/8" Fixed Elbow	
PI-481222-S	3/8" x 1/4" Fixed Elbow	
PI-481223-S	3/8" x 3/8" Fixed Elbow	



PI-1208-S	1/4" x 1/4" Bulkhead Union	
PI-1212-S	3/8" x 3/8" Bulkhead Union	
PI-1216-S	1/2" x 1/2" Bulkhead Union	




PI-220808-S	1/4" x 1/4" Plug In Elbow	
PI-221208-S	3/8" x 1/4" Plug In Elbow	
PI-221212-S	3/8" x 3/8" Plug In Elbow	



PI-301208-S	3/8" (2) x 1/4" (1) Reducer Tee	
PI-301612-S	1/2" (2) x 3/8" (1) Reducer Tee	



PIC-1808-R	1/4" Locking Clip	
PIC-1812-R	3/8" Locking Clip	



PI-4512F4-S	3/8" x 1/4" Female Flare Connector	
PI-4512F6-S	3/8" x 3/8" Female Flare Connector	




PPSV-040808W	1/4" x 1/4" Shut-off Valve	
PPSV-041212W	3/8" x 3/8" Shut-off Valve	



PI-290808-S	1/4" x 1/4" Tube to Hose Elbow	
PI-291008-S	5/16" x 1/4" Tube to Hose Elbow	
PI-291208-S	3/8" x 1/4" Tube to Hose Elbow	



PPSV-500822W	1/4" x 1/4" Female Elbow Shutoff	
PPSV-501222W	3/8" x 1/4" Female Elbow Shutoff	



PI-4712-S	3/8" Cross	
-----------	------------	--


John Guest Push-in Fittings



PI-0806-S	3/16" Plug	
PI-0808-S	1/4" Plug	
PI-0812-S	3/8" Plug	
PI-0816-S	1/2" Plug	




PI-1908-S	1/4" Collet Cover	
PI-1912-S	3/8" Collet Cover	
PI-1916-S	Collet Cover	



PI-121208-S	3/8" x 1/4" Reducing Bulkhead Union	
-------------	-------------------------------------	--



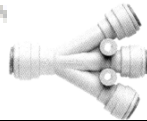
PI-131012-S	5/16" x 3/8" Enlarger	
-------------	-----------------------	--



PI-450822-S	1/4" x 1/4" Female Connector	
PI-451222-S	3/8" x 1/4" Female Connector	



TS-1250-S	1/4" x 5/16" Tube Support	
TS-1312-S	5/16" x 3/8" Tube Support	
TS-1375-S	3/8" x 1/2" Tube Support	




PI-491612-S	1/2" x 3/8" 3-Way Divider	
-------------	---------------------------	--



ICLT/2	JG Collet Release Tool	
--------	------------------------	--



PI-4608-S	1/4" End Stop	
PI-4612-S	3/8" End Stop	



PI-2312-S	3/8 2-Way Divider	
PI-241210-S	3/8" x 5/16" Unequal 2-Way Divider	

Stainless Steel Fittings



Barb Splicers		
01-0481	Splicer, SS, 1/2" Barb x 1/2" Barb	
01-0590	Splicer, SS, 1/4" Barb x 1/4" Barb	
01-0592	Splicer, SS, 3/8" Barb x 3/8" Barb	
01-0594	Splicer, SS, 3/8" Barb x 1/4" Barb	
01-1723	Splicer, SS, 1/2" Barb x 3/8" Barb	



Barb Cross Tees		
01-0564	Cross, SS, 1/4" Barb	
01-0565	Cross, SS, 3/8" Barb	



Flare and Barb Plugs		
01-0017	Plug, SS, 1/4" Male Flare	
01-0115	Plug, SS, 3/8" Male Flare	
01-2119	Plug, SS, 1/4" Barb	
01-2120	Plug, SS, 3/8" Barb	
01-2150	Plug, SS, 1/2" Barb	



Barb Elbow Splicers		
01-0423	Elbow, SS, 1/4" Barb x 1/4" Barb, 90 degree	
01-0424	Elbow, SS, 1/4" Swivel Nut x 1/4" Barb, 90 deg	
01-0431	Elbow, SS, 3/8" Barb x 3/8" Barb, 90 degree	
01-0434	Elbow, SS, 3/8" Swivel Nut x 3/8" Barb, Tube	
01-2113	Elbow, SS, 1/4" Swivel Nut x 3/8" Barb, 90 deg	
01-2114	Elbow, SS, 1/2" Barb x 1/2" Barb, 90 degree	



Hose Stems		
01-0221	Swivel Hose Stem, SS, 1/4" Barb for 1/4" Nut	
01-0226	Swivel Hose Stem, SS, 1/4" Barb for 5/16" Nut	
01-0231	Stem, Hose, Swivel, SS, 1/4" Barb for 3/8" Nut	
01-0234	Stem, Hose, Swivel, SS, 3/8" Barb for 3/8" Nut	
01-2121	Stem, SS, 1/2" Barb for 1/2" Nut	



Nickel Plated Brass Swivel Nuts		
01-0222	Nut, Swivel, Nickel Plate Brass, 1/4" (7/16"-20)	
01-0227	Nut, Swivel, Nickel Plate Brass, 5/16" (1/2"-16)	
01-0232	Nut, Nickel Plated, 3/8" (5/8"-18)	
01-2118	Nut, Nickel Plated Brass, 1/2" (3/4"-16)	

Stainless Steel Fittings



Nylon Washers		
NY45-6	3/8" Black Flare Washer	
W-16	5/16" Red Flare Washer	
W-20	1/4" White Flare Washer	



Barb Y Tees		
01-2155	"Y"-Tee, SS, 1/4" Barb	
01-2117	"Y"-Tee, SS, 3/8" Barb	



Stainless Swivel Nuts		
01-0204	Nut, SS, Cap, 1/4" Flare Swivel Nut	
01-0212	Nut, SS, Cap, 3/8" Flare Swivel Nut	



Barb U Bend with Branch		
01-2126	U-Bend with Branch, SS, 1/4"x1/4"x1/4" Branch	
01-2127	U-Bend with Branch, SS, 3/8"x3/8"x1/4" Branch	
01-2128	U-Bend with Branch, SS, 3/8"x3/8"x3/8" Branch	



Adapters		
01-0244	Adapter, SS, 1/4" Male Flare x 1/4" Barb	
01-0245	Adapter, SS, 1/4" Male Flare x 3/8" Barb	
01-0251	Adapter, SS, 3/8" Male Flare x 1/4" Barb	
01-0252	Adapter, SS, 3/8" Male Flare x 3/8" Barb	
01-0357	Adapter, 1/4" Female Flare x 3/8" Male Flare	
01-1376	Adapter, SS, 1/4" Swivel Nut x 3/8" Barb	
01-2111	Adapter, 3/8" Female Flare x 1/4" Male Flare	
01-2112	Adapter, SS, 1/4" Female Flare x 3/8" Barb	



Flare Unions		
01-0347	Union, SS, 1/4" Male Flare x 1/4" Male Flare	
01-0349	Union, SS, 5/16" Male Flare x 5/16" Male Flare	
01-0356	Union, SS, 3/8" Male Flare x 3/8" Male Flare	
01-0362	Union, SS, 1/4" Male Flare x 3/8" Male Flare	

Stainless Steel Fittings



Flare and Barb Tees		
01-0518	Tee, SS, 1/4" x 1/4" Barb x 1/4" Swivel Nut	
01-0525	Tee, SS, 3/8" Barb x 3/8" Barb x 3/8" Barb	
01-0526	Tee, SS, 1/4" Barb x 3/8" Barb x 1/4" Barb	
01-0527	Tee, SS, 3/8" Barb x 1/4" Barb x 3/8" Barb	
01-1280	Tee, SS, 1/4" Barb x 1/4" Barb x 1/4" Barb	
01-1724	Tee, SS, 1/2" Barb x 3/8" Barb x 1/2" Barb	
01-2122	Tee, SS, 1/2" Barb x 1/2" Barb x 1/2" Barb	
01-2177	Tee, SS, 3/8" Barb x 1/2" Barb x 3/8" Barb	

Barb U Bends		
01-2123	U-Bend, SS, 1/4" Barb x 1/4" Barb	
01-2124	U-Bend, SS, 3/8" Barb x 3/8" Barb	
01-2125	U-Bend, SS, 1/2" Barb x 1/2" Barb	



Barb to Compression Adapters		
01-2135	Compression, SS, 5/16 Tube x 1/4" ID Barb	
01-2136	Compression, SS, 3/8 Tube x 3/8" ID Barb	
01-2137/01	Compression, SS, 3/8 Tube x 1/4" ID Barb	
01-2138	Compression, SS, 5/16 Tube x 3/8" ID Barb	



Oetiker Stainless Steel Clamps					
10.0-505R	Clamp, Stepless 10.0 mm		17.0-706R	Clamp, Stepless 17.0 mm	
10.5-505R	Clamp, Stepless 10.5 mm		18.5-706R	Clamp, Stepless 18.5 mm	
11.3-505R	Clamp, Stepless 11.3 mm		19.8-706R	Clamp, Stepless 19.8 mm	
12.3-706R	Clamp, Stepless 12.3 mm		21.0-706R	Clamp, Stepless 21.0 mm	
12.8-706R	Clamp, Stepless 12.8 mm		22.6-706R	Clamp, Stepless 22.6 mm	
13.3-706R	Clamp, Stepless 13.3 mm		7.0-505R	Clamp, Stepless 7.0 mm	
14.0-706R	Clamp, Stepless 14.0 mm		8.0-505R	Clamp, Stepless 8.0 mm	
14.5-706R	Clamp, Stepless 14.5 mm		8.7-505R	Clamp, Stepless 8.7 mm	
15.7-706R	Clamp, Stepless 15.7 mm		9.5-505R	Clamp, Stepless 9.5 mm	

Brass Fittings




Flare Unions		
42C	1/4"x1/4"	
42E	3/8"x3/8"	
G42EC	3/8"x1/4"	



Female Comp. Conn. Elbow		
70CC	1/4" Tube x 1/4"FPT	
70CE	1/4" Tube x 3/8"FPT	
70EEE	3/8" Tube x 3/8"FPT	
70EE	3/8" Tube x 1/4"FPT	



Flare Elbow		
55E	3/8"x3/8"	
G55EC	3/8"x1/4"	



Flare Tees		
44C	1/4" 1/4" 1/4"	
44E	3/8" 3/8" 3/8"	
G44ECE	3/8" 1/4" 1/4"	
G44EEC	3/8" 3/8" 1/4"	



Hose Barb to Male FL		
639CC	1/4" Barb to 1/4" Male Flare	
639CE	1/4" Barb to 3/8" Male Flare	
639E	3/8" Barb to 3/8" Male Flare	



Female Flare Connectors		
46CC	1/4" Flare x 1/4"FPT	
46C	1/4" Flare x 1/8"FPT	
46CE	1/4" Flare x 3/8"FPT	
46EEE	3/8" Flare x 3/8"FPT	
46EE	3/8" Flare x 1/4"FPT	
46CF	1/4" Flare x 1/2"FPT	



Male Flare Connectors		
48CC	1/4" Flare x 1/4"MPT	
48C	1/4" Flare x 1/8"MPT	
48CE	1/4" Flare x 3/8"MPT	
48CF	1/4" Flare x 1/2"MPT	
48EEE	3/8" Flare x 3/8"MPT	
48EE	3/8" Flare x 1/4"MPT	
48EF	3/8" Flare x 1/2"MPT	
48EJ	3/8" Flare x 3/4"MPT	



Male FL Connector Elbow		
49CC	1/4" Flare x 1/4"MPT	
49C	1/4" Flare x 1/8"MPT	
49CE	1/4" Flare x 3/8"MPT	
49CF	1/4" Flare x 1/2"MPT	
49EEE	3/8" Flare x 3/8"MPT	
49EJ	3/8" Flare x 3/4"MPT	
49E	3/8" Flare x 1/8"MPT	
49EE	3/8" Flare x 1/4"MPT	

Brass Fittings



Male Compression Conn. Elbow		
69CC	1/4" Tube x 1/4"MPT	
69C	1/4" Tube x 1/8"MPT	
69CE	1/4" Tube x 3/8"MPT	
69D	5/16" Tube x 1/8"MPT	
69DD	5/16" Tube x 1/4"MPT	
69EEE	3/8" Tube x 3/8"MPT	
69E	3/8" Tube x 1/8"MPT	
69EE	3/8" Tube x 1/4"MPT	
69EJ	3/8" Tube x 3/4"MPT	



Cap Nuts		
N5C	1/4"	
N5E	3/8"	



Delrin Sleeve		
460C	1/4"	
460E	3/8"	
460F	1/2"	



Female FL Connector Elbow		
50CC	1/4" Flare x 1/4"FPT	
50CE	1/4" Flare x 3/8"FPT	
54EEE	3/8" Flare x 3/8"FPT	
50EE	3/8" Flare x 1/4"FPT	



Brass Sleeves		
60C	1/4"	
60D	5/16"	
60E	3/8"	
60F	1/2"	




Female Compression Connectors		
66CC	1/4" Tube x 1/4"FPT	
66C	1/4" Tube x 1/8"FPT	
66CE	1/4" Tube x 3/8"FPT	
66DE	5/16" Tube x 3/8"FPT	
66EEE	3/8" Tube x 3/8"FPT	
66EE	3/8" Tube x 1/4"FPT	
77EF	3/8" Tube x 1/2"FPT	



Plugs		
P2C	1/4"	
P2E	3/8"	



Nuts		
61C	1/4"	
61D	5/16"	
61E	3/8"	
61F	1/2"	



Compression Tees		
64C	1/4" x 1/4" x 1/4"	
64D	5/16" x 5/16" x 5/16"	
64E	3/8" x 3/8" x 3/8"	
64CCE	1/4" x 1/4" x 3/8"	
64EEC	3/8" x 3/8" x 1/4"	
64FFC	1/2" x 1/2" x 1/4"	



Brass Inserts		
461C	1/4"	
461E	3/8"	
461F	1/2"	



Compression Unions		
62C	1/4" x 1/4"	
62D	5/16" x 5/16"	
62E	3/8" x 3/8"	
62REC	1/4" x 3/8"	
62RDC	1/4" x 5/16"	
L62RFE	3/8" x 1/2"	



Compression Elbows		
65C	1/4"x1/4"	
65REC	1/4" x 3/8"	
65D	5/16" x 5/16"	
65E	3/8" x 3/8"	

Brass Fittings



Hose Barb Tees		
125C	1/4" x 1/4" x 1/4"	
125E	3/8" x 3/8" x 3/8"	
125F	1/2" x 1/2" x 1/2"	
125CCE	1/4" x 1/4" x 3/8"	
125EEC	3/8" x 3/8" x 1/4"	
125EED	3/8" x 3/8" x 5/16"	



Hose Barb to Female FL		
640CC	1/4" Barb to 1/4" Fe Flare	
640CE	1/4" Barb to 3/8" Fe Flare	
640E	3/8" Barb to 3/8" Fe Flare	
01-1376	3/8" Barb to 1/4" Fe Flare S/S	



Hose Barb to FPT		
221CC	1/4" to 1/4" FPT	
221CE	1/4" to 3/8" FPT	
221EEE	3/8" to 3/8" FPT	
221EE	3/8" to 1/4" FPT	
221EF	3/8" to 1/2" FPT	
221F	1/2" to 3/8" FPT	



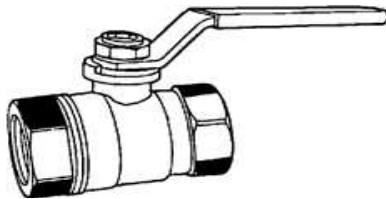
Male Compression Connectors		
68CC	1/4" Tube x 1/4" MPT	
68C	1/4" Tube x 1/8" MPT	
68CE	1/4" Tube x 3/8" MPT	
68CF	1/4" Tube x 1/2" MPT	
68D	5/16" Tube x 1/8" MPT	
68DD	5/16" Tube x 1/4" MPT	
68EEE	3/8" Tube x 3/8" MPT	
68EE	3/8" Tube x 1/4" MPT	
68EF	3/8" Tube x 1/2" MPT	
68EJ	3/8" Tube x 3/4" MPT	



Female Flare Unions		
U4C	1/4"x1/4"	
U4E	3/8"X3/8"	



Hose Barb Elbow to MPT		
220LC	1/4" Hose Barb x 1/8" MPT Elbow	
220LCC	1/4" Hose Barb x 1/4" MPT Elbow	
220LCE	1/4" Hose Barb x 3/8" MPT Elbow	
220LEE	3/8" Hose Barb x 1/4" MPT Elbow	
220LEEE	3/8" Hose Barb x 3/8" MPT Elbow	



Full Port Ball Value		
308207	1/4" Female Pipe	
308205	3/8" Female Pipe	



Reducing Nut		
NS4EC	3/8" Flare to 1/4" Tube	



Hose Barb to MPT		
220AC	1/8" Hose Barb x 1/4" MPT	
220BB	3/16" Hose Barb x 1/4" MPT	
220CC	1/4" Hose Barb x 1/4" MPT	
220C	1/4" Hose Barb x 1/8" MPT	
220CE	1/4" Hose Barb x 3/8" MPT	
220E	3/8" Hose Barb x 1/8" MPT	
220EE	3/8" Hose Barb x 1/4" MPT	
220EEE	3/8" Hose Barb x 3/8" MPT	
220FF	1/2" Hose Barb x 1/2" MPT	\$1.29

Colder Products



Install Colder Products on all of your equipment to improve service and reduce down time.

Colder plugs and sockets with shutoff valves turn off your equipment's water supply as soon as you release the disconnect. There is no reaching under sinks & odd places to turn off the water supply and no compression washer to loose when disconnecting the water line or threads to cross when re-connecting the water line. And when you are done servicing the equipment, turn the water supply back on by just snapping the plug and socket back together.

Eliminate the need for a water shutoff valve.

1/4" or 3/8" female flare threaded sockets can be mounted directly on your coffee or tea equipment

Quickly disconnect your water supply without any spills.

Pull a piece of equipment out for repair in less than a minute.

Instantly stop a piece of leaking equipment by just disconnecting a plug.

Swap out a piece of equipment in minutes.



Female 45° Flare Threaded Sockets		
42000	1/4" Fe Flare Straight	
45500	3/8" Fe Flare Straight	



Inline Hose Barb Sockets		
42100	1/4" Barb with Shutoff	
42200	3/8" Barb with Shutoff	



Inline Poly Compression Sockets		
43200	1/4" OD with Shutoff	
43300	3/8" OD with Shutoff	



Inline Hose Barb Plugs		
42600	1/4" Barb with Shutoff	
42700	3/8" Barb with Shutoff	



Elbow Hose Barb Plugs		
42800	1/4" Barb with Shutoff	
42900	3/8" Barb with Shutoff	



Elbow Poly Compression Plugs		
43000	1/4" OD with Shutoff	
43100	3/8" OD with Shutoff	



Inline Poly Compression Plugs		
43400	1/4" OD with Shutoff	
43500	3/8" OD with Shutoff	



Male Pipe Thread Plugs		
42300	1/4" MPT Straight Thru	
42400	1/4" MPT with Shutoff	